

September 23, 2020

National Stock Exchange of India Ltd. (Symbol: INDUSINDBK)

BSE Ltd. (Scrip Code: 532187)

India International Exchange (Scrip Code: 1100027)

Madam / Dear Sir,

Subject: Disclosure under SEBI (Listing Obligations and Disclosure Requirements) Regulations, 2015 (Listing Regulations)

In Compliance to Regulation 30 of SEBI (Listing Obligation and Disclosure Requirements) Regulation 2015, we enclose herewith the Presentation on “Macro Environment & Implications” made at Morgan Stanley Virtual Investor Trip held on September 22, 2020.

In compliance with the Regulation 46, the information is being hosted on the Bank's website at www.indusind.com.


Kindly take the above information on record.

Thanking you,

Yours faithfully,
For IndusInd Bank Limited




Haresh Gajwani
Company Secretary



IndusInd Bank Limited, Building No. 7, Solitaire Corporate Park, Andheri-Ghatkopar Link Road, Chakala, Andheri E, Mumbai - 400 093, India. Tel: (0022) 66412200

Registered Office: 2401 Geri, Thimmayya Road, Pune 411 001, India
Tel.: (020) 2634 3201 Fax: (020) 2634 3241 Visit us at www.indusind.com
CIN: L65191PN1994PLC076333



IndusInd Bank

Macro Environment & Implications to IndusInd

Presentation at Morgan Stanley Virtual Investor Trip

Sep 22, 2020

IndusInd Bank



Current Macro Environment



One of the Most Challenging Operating Environment

- Threat of Covid-19 pandemic spreading wide and deep remains as the country opens up with onset of festive season
- The GDP print for Q1 confirmed severe and deep contraction in two main elements of aggregate demand – private consumption and investment activity
- Key monthly data releases of headline CPI inflation and IIP paint a stagflationary picture of the economy, albeit with some improvement over Q2 compared to the Q1FY21.
- High frequency data suggests that the activity levels stabilized in July and August after a recovery in June, as partial lockdowns continued across major states of the country. Activity levels are expected to improve hereon in H2FY21.
- The speed of economic recovery and the time-period for making up for the output loss of this year, will also depend upon future policy responses.
- Rural economy is expected to perform better with good monsoons and government spending.
- The RBI actions through moratorium helped ease near term issues while Restructuring is likely to alleviate medium term pain. However, the need of the hour will be to use these relaxations judiciously.



Implications to IBL's Balance Sheet & Profitability



Deposit Growth– Scaling up with Improving Granularity

▪ Factors Lowering Deposit Growth:

- Physical acquisitions yet to achieve pre-Covid efficiency
- Conservatively letting go bulky deposits
- Reduced reliance on Certificates of Deposits and will follow this approach going ahead as well

▪ Factors Improving Deposit Growth:

- Improving market perception since the volatility in March-April
- Strong retail acquisition momentum through digital channels
- Scaling up new segments such as Affluent Banking, NRIs, Merchant Acquisition
- Maintaining tactically higher deposit rates for retail segment - target Rs 25,000 crores by year end



Loan Growth – Taking a Calibrated Approach

▪ Factors Lowering Loan Growth:

- Weak overall economic activity with borrowers looking at de-leveraging
- Covid-19 needs to be incorporated as a constant risk in underwriting
- Re-aligning our own loan book towards granular exposures, reduction in concentrated exposures

▪ Factors Improving Loan Growth:

- Vehicle Finance at cyclical lows, especially the MHCV segment
- Microfinance continues to be underpenetrated, growth to resurface as collections normalise
- Scaling up retail segments on a lower base
- Well positioned with Capital & Liquidity to make the growth pivot at the appropriate time



Net Interest Income Faces Multiple Crosswinds

▪ Factors Lowering NII Growth:

- Cost of Deposits to remain elevated vs. market due to deposit retailisation drive
- Improving share of higher rated corporate borrowers impacts yields
- Significant excess liquidity in balance sheet with sub-optimal returns in the near term

▪ Factors Improving NII Growth:

- Higher share of Retail loans improves overall yield of the Bank
- Falling bulk deposit rates in line with the market
- Borrowings getting re-priced at an accelerated rate



Fee Income Proportion to Total Revenues to Come Off in the Near Term

▪ Factors Lowering Fee Growth:

- Overall weak economic activity to result in lower client fees
- Corporate fees to move towards higher proportion of flow businesses
- Evolving regulatory frameworks reducing fee pools

▪ Factors Improving Fee Growth:

- Retail fee momentum to accelerate once Covid-19 plays out
- Strong Treasury income with continued potential to realise MTM gains
- Fee streams supported by Digital acquisition and Wealth Management



Variability & Strong Control to keep Operating Expenses Under Check

- **Factors Increasing Opex Growth:**

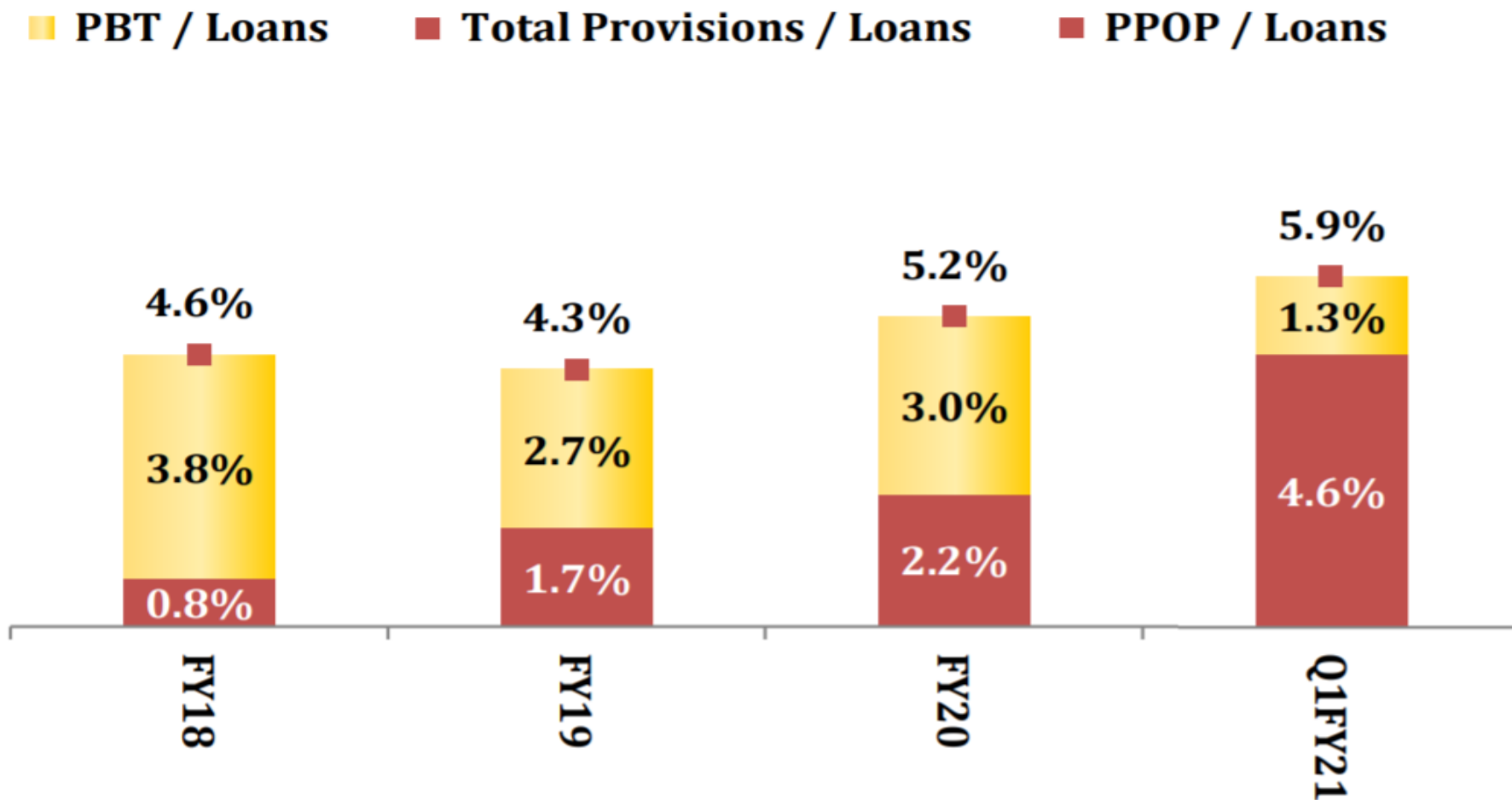
- Continued investment in distribution & technology
- Scaling up new businesses such as Affluent, NRI, Merchant Acquisition etc.
- Marketing push

- **Factors Improving Opex Growth:**

- Variability of costs playing out due to lower activity levels
- Digital acquisition with lower opex intensity
- Operating leverage to kick in as the branch network matures



Aim to Protect PPOP Margin – A Core Strength of the Bank



Provisions to Remain Elevated to Strengthen the Balance Sheet

▪ Factors Increasing Provisions Growth:

- Uncertainty around Covid-19 implications
- Second order impact from lower economic activity may play-out
- Conservative provisioning approach on GNPA's as well as likely restructured book

▪ Factors Improving Provisions Growth:

- Large recognitions / provisioning in the Corporate Book in Q4 & Q1
- A few potential stressed exposures seeing favourable traction
- Regulatory and government initiatives for borrowers who were otherwise good credit pre-Covid



Conclusion

- **Near Term Focus on Strengthening the Balance Sheet**
 - Strong Capital Adequacy and Provision Coverage
 - Maintaining Excess Liquidity
 - Deposit Growth Ahead of Loan Growth
 - De-risking Loan Book
- **Businesses to Pivot Back to Growth once the Operating Environment Improves**
 - Focus on Areas of Domain Expertise
 - Scaling Up Sub-scale Businesses
 - Corporate Bank to grow slower than Retail. Within Corporate, Commercial to grow > Corporate & Institutional
 - Focus on digital journeys in Retail & MSME



Thank You



Disclaimer

This presentation has been prepared by IndusInd Bank Limited (the “Bank”) solely for information purposes, without regard to any specific objectives, financial situations or informational needs of any particular person. All information contained has been prepared solely by the Bank. No information contained herein has been independently verified by anyone else. This presentation may not be copied, distributed, redistributed or disseminated, directly or indirectly, in any manner.

This presentation does not constitute an offer or invitation, directly or indirectly, to purchase or subscribe for any securities of the Bank by any person in any jurisdiction, including India and the United States. No part of it should form the basis of or be relied upon in connection with any investment decision or any contract or commitment to purchase or subscribe for any securities. Any person placing reliance on the information contained in this presentation or any other communication by the Bank does so at his or her own risk and the Bank shall not be liable for any loss or damage caused pursuant to any act or omission based on or in reliance upon the information contained herein.

No representation or warranty, express or implied, is made as to, and no reliance should be placed on, the fairness, accuracy, completeness or correctness of the information or opinions contained in this presentation. Such information and opinions are in all events not current after the date of this presentation. Further, past performance is not necessarily indicative of future results.

This presentation is not a complete description of the Bank. This presentation may contain statements that constitute forward-looking statements. All forward looking statements are subject to risks, uncertainties and assumptions that could cause actual results to differ materially from those contemplated by the relevant forward-looking statement. Important factors that could cause actual results to differ materially include, among others, future changes or developments in the Bank’s business, its competitive environment and political, economic, legal and social conditions. Given these risks, uncertainties and other factors, viewers of this presentation are cautioned not to place undue reliance on these forward-looking statements. The Bank disclaims any obligation to update these forward-looking statements to reflect future events or developments.

Except as otherwise noted, all of the information contained herein is indicative and is based on management information, current plans and estimates in the form as it has been disclosed in this presentation. Any opinion, estimate or projection herein constitutes a judgment as of the date of this presentation and there can be no assurance that future results or events will be consistent with any such opinion, estimate or projection. The Bank may alter, modify or otherwise change in any manner the content of this presentation, without obligation to notify any person of such change or changes. The accuracy of this presentation is not guaranteed, it may be incomplete or condensed and it may not contain all material information concerning the Bank.

This presentation is not intended to be an offer document or a prospectus under the Companies Act, 2013 and Rules made thereafter, as amended, the Securities and Exchange Board of India (Issue of Capital and Disclosure Requirements) Regulations, 2009, as amended or any other applicable law.

Figures for the previous period / year have been regrouped wherever necessary to conform to the current period’s / year’s presentation. Total in some columns / rows may not agree due to rounding off.

Note: All financial numbers in the presentation are from Audited Financials or Limited Reviewed financials or based on Management estimates.

